

London SE10 APRIL 2019



Local Property Market Insights


We are now a quarter of the way through 2019, and it has indeed been an exciting year for the SE10 property market. This latest infographic breaks down some of the vital information that could be useful if you are considering buying, selling, renting or letting in the area. If you would like any further information or to find out how we can help you take full advantage of the current market, please get in contact with us, and we will be more than happy to help.

020 8896 9990
liferesidential.co.uk

AVERAGE VALUE OF PROPERTIES SOLD IN 2018

Flats

£482k



VS



Houses

£804k

AVERAGE PRICE OF SOLD PROPERTIES

2014

£469k

+0.9%



2015

£501k

+6.9%



2016

£540k

+7.8%



2017

£547k

+1.2%

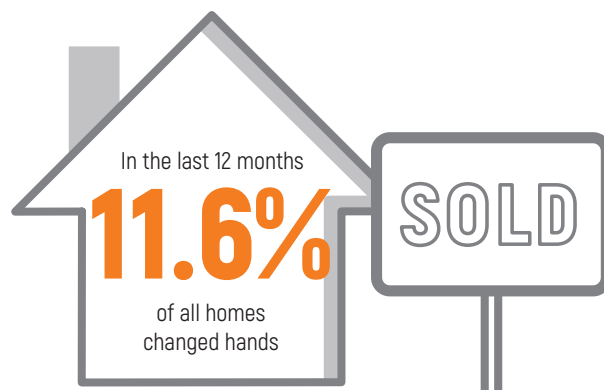
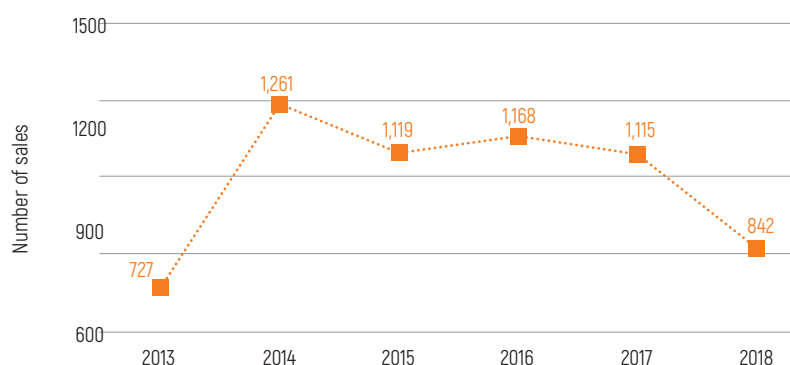


2018

£542k

-0.9%

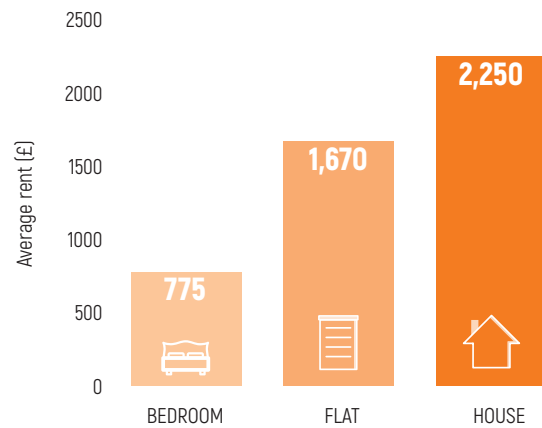
MARKET LIQUIDITY



AVERAGE CURRENT RENTS BY PROPERTY TYPE

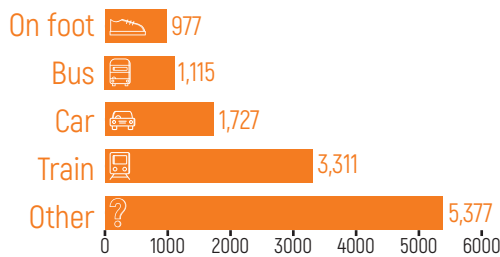
The average rent for a flat in the area is

£1,670

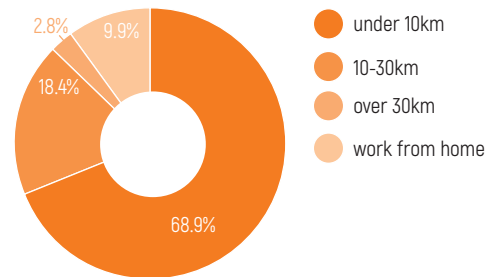


COMMUTE PATTERNS OF LOCAL RESIDENTS

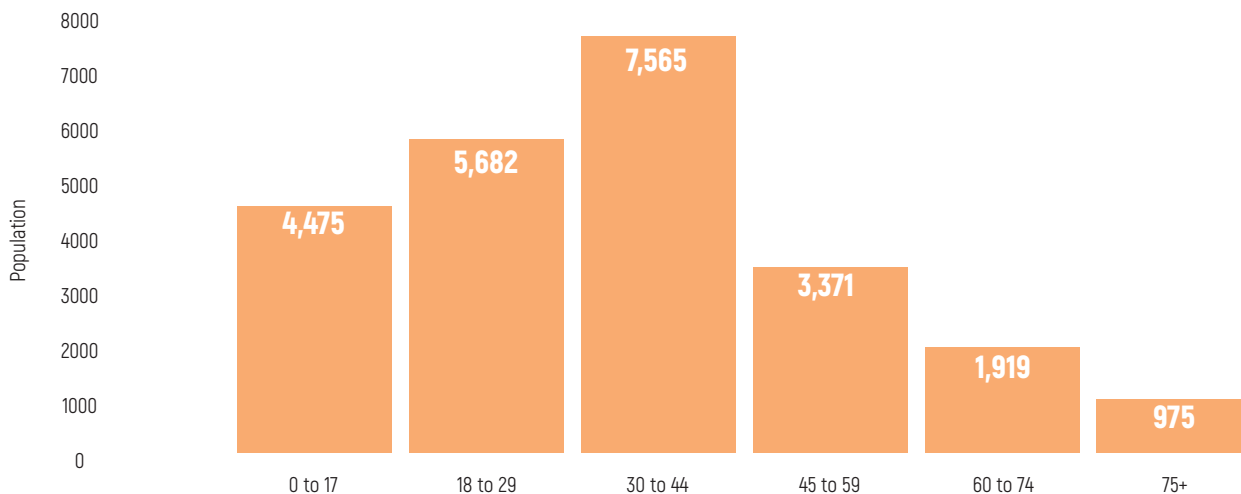
Method of commute



Distance of local commutes



MAJOR AGE BANDS OF LOCAL RESIDENTS



For more information or to get some expert property advice from one of our agents, contact your local branch.



Vanessa Hope
Senior Property Consultant
020 8418 3609 | 077 0139 9892
Vaness.Hope@liferesidential.co.uk



Dimitar Kalev
Sales Manager
020 8418 3609 | 078 8038 8555
Dimitar.Kalev@liferesidential.co.uk