


London E1 JUNE 2019



Local Property Market Insights

This year seems to be flying by. We're over half way through 2019 and there has been a lot to talk about when it comes to the property market in the UK. This latest infographic for E1 provides you with a snapshot of the key information necessary for anyone with an interest in the local market. If you are considering buying or selling in the area and would like to know more, do not hesitate in contacting one of our local market experts who will be happy to assist you.

BASIC MARKET PRICE POINTS



Flats

£569k



Houses

£1.3m



Overall average

£621k

SALES IN THE LAST YEAR

In 2018

93.2%

of all sales were flats



Flat

495



Terrace

36



Semi

0



Detached

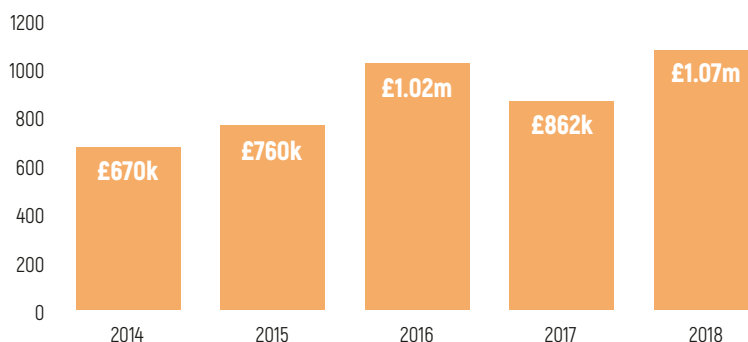
0

SALES PRICE CHANGES

2000 ▶ 2018

Since 2000 prices have risen by

283%



GROSS RENTAL YIELDS BY BEDROOM COUNT

1 bed
6.07%

2 bed
4.62%

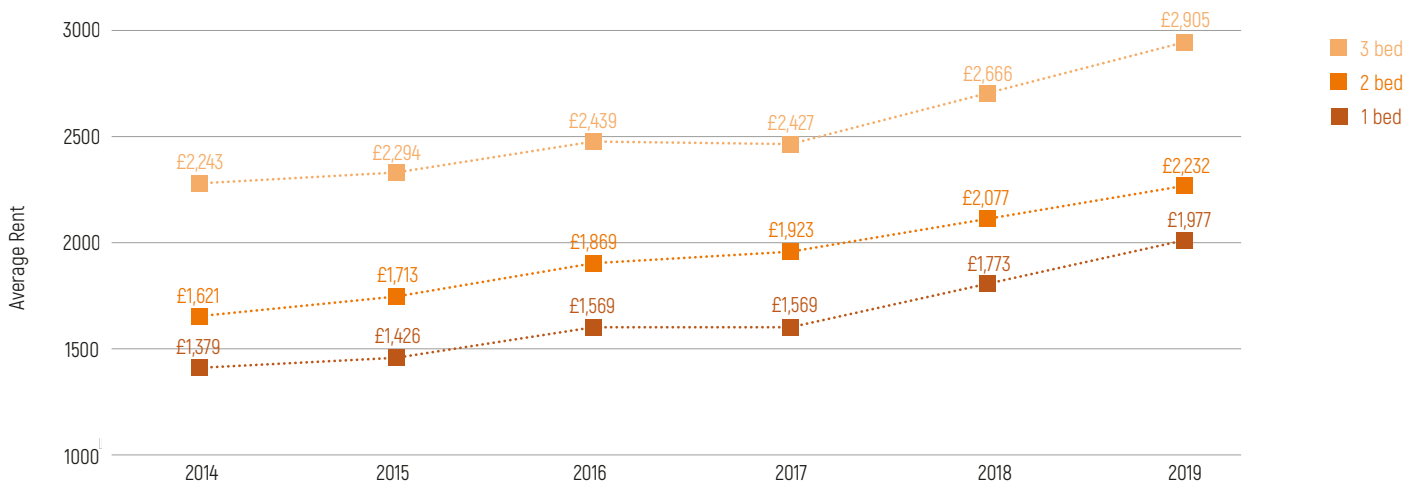
3 bed
3.47%



The average yield in the area is

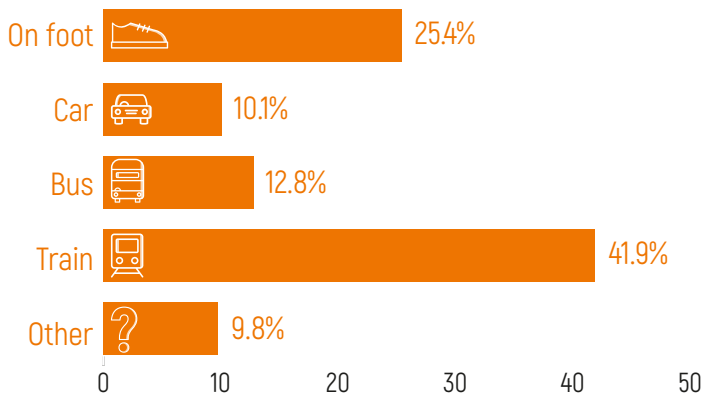
4.72%

CHANGING RENT LEVELS

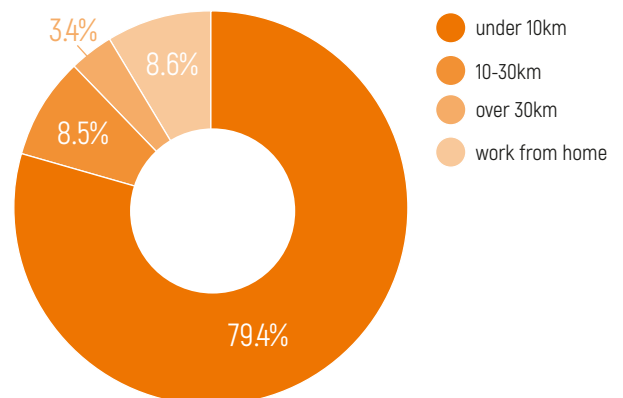


THE LOCAL WORKING DAY

Proportion of homes (%)



Distance of local commutes



For more information or to get some expert property advice from one of our agents, contact your local branch.



Matthew Harkin
Lettings Manager
020 7234 0666 | 079 2023 0904
Matthew.Harkin@liferesidential.co.uk



Jack Tuck
Senior Sales Consultant
020 7234 0666 | 077 0139 9901
jack.tuck@liferesidential.co.uk