

# London SE16 AUGUST 2019





## Local Property Market Insights

House prices, sales volumes and demand never stand still in the property market, so it's important to keep your finger on the pulse. Our latest infographic aims to provide you with a taste of the information you need if you are thinking of buying or selling in the area. The most important thing to remember is that the best way to take full advantage of the market is to work with a local expert. If you'd like a more in-depth conversation about the market, why not give us a call.

### POPULATION

# 44,957

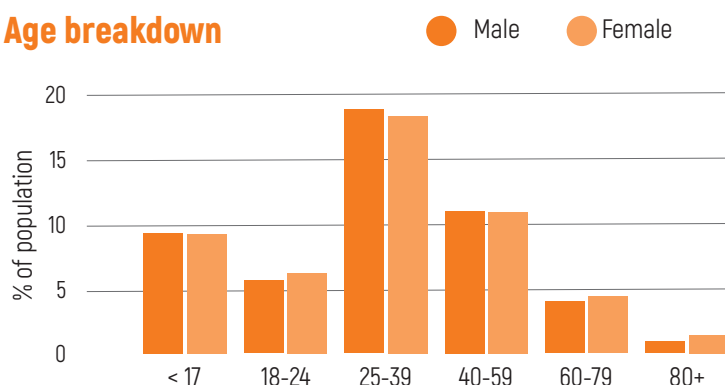
 **49.6%**  
 **50.4%**

Expected to rise by

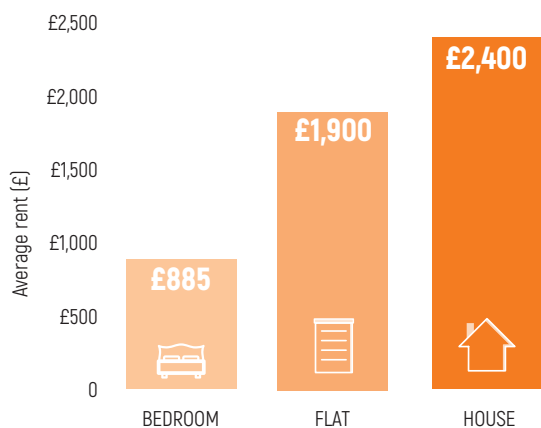
# 3.5%

Over the next 20 years

### Age breakdown



### RENTS BY PROPERTY TYPE



The average rent for a flat in the area is

# £1,900

### SALES PRICE CHANGES

% house price change since 2000

# 331%

The equivalent to

# £32,400

per year

## KEY PRICE POINTS

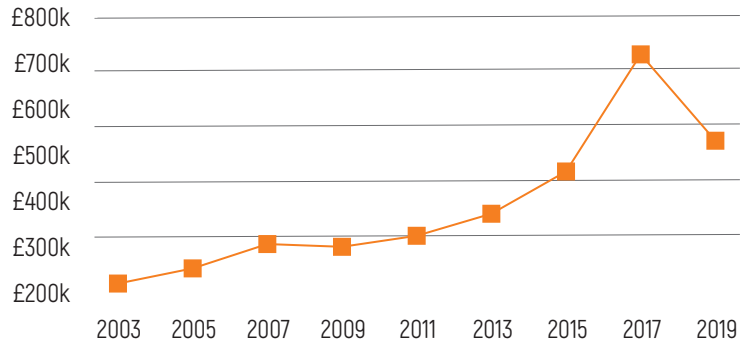


**Flats** £489k



**Houses** £717k

## Average sold prices of all homes



## STOCK BY TYPE

There are

**44,700**  
homes in total

**34%** of all families in the area live in a **2 bed flat** making it the most common type of home

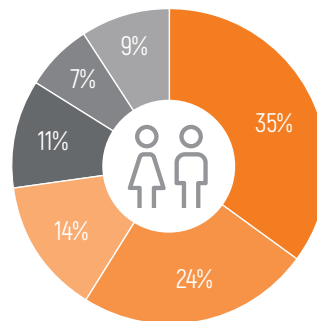


## LIFECYCLE STAGES OF LOCAL HOUSEHOLDS

The average local age is

**31**

**21%** younger than the national average



- Young and single %
- Young family %
- Mid-stage family %
- Mature family %
- Empty nesters %
- Retired %

For more information or to get some expert property advice from one of our agents, contact your local branch.



**Matthew Harkin**  
Lettings Manager  
020 7234 0666 | 079 2023 0904  
Matthew.Harkin@liferesidential.co.uk



**Jack Tuck**  
Senior Sales Consultant  
020 7234 0666 | 077 0139 9901  
jack.tuck@liferesidential.co.uk