

London SE10 AUGUST 2019





Local Property Market Insights

House prices, sales volumes and demand never stand still in the property market, so it's important to keep your finger on the pulse. Our latest infographic aims to provide you with a taste of the information you need if you are thinking of buying or selling in the area. The most important thing to remember is that the best way to take full advantage of the market is to work with a local expert. If you'd like a more in-depth conversation about the market, why not give us a call.

POPULATION

23,987

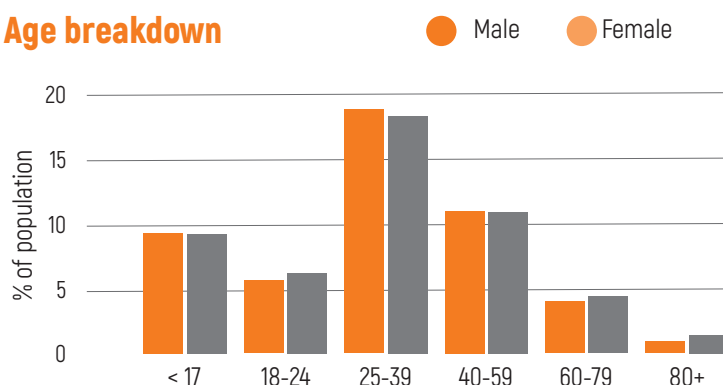
 **49.8%**
 **50.2%**

Expected to rise by

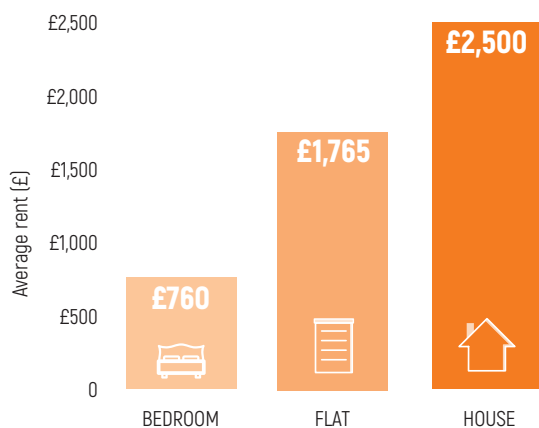
16.2%

Over the next 20 years

Age breakdown



RENTS BY PROPERTY TYPE



The average rent for a flat in the area is

£1,765



SALES PRICE CHANGES

% house price change since 2000

175%



The equivalent to

£21,300

per year



KEY PRICE POINTS

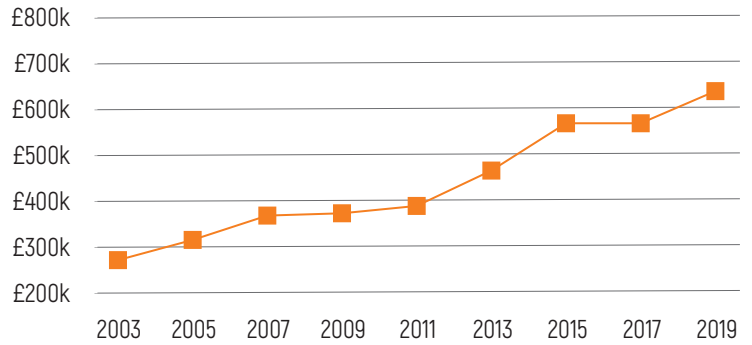


Flats £496k



Houses £848k

Average sold prices of all homes



STOCK BY TYPE

There are

23,600
homes in total

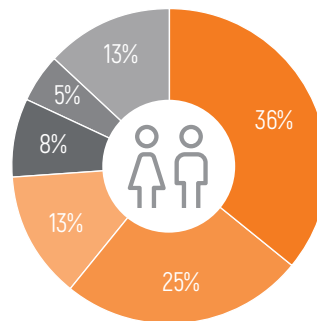
26% of all families in the area live in a **2 bed flat** making it the most common type of home



LIFECYCLE STAGES OF LOCAL HOUSEHOLDS

The average local age is

32
19% younger than the national average



- Young and single %
- Young family %
- Mid-stage family %
- Mature family %
- Empty nesters %
- Retired %

For more information or to get some expert property advice from one of our agents, contact your local branch.



Clifford Walker
Senior Lettings Manager
020 8692 2244 | 079 2023 0904
Clifford.Walker@liferesidential.co.uk



Keith Elder
Sales Manager
020 8692 2244 | 077 4763 0199
Keith.Elder@liferesidential.co.uk